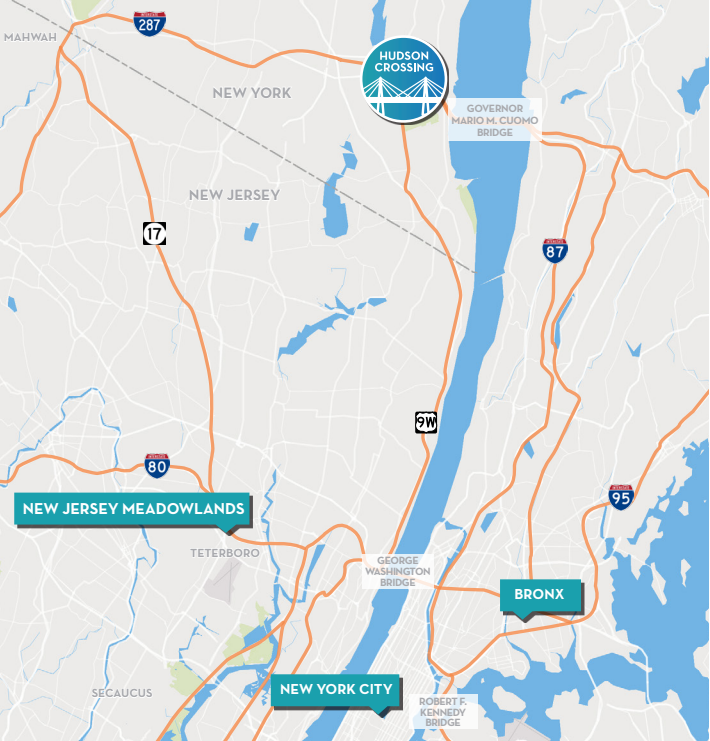




UNDER NEW OWNERSHIP!

INDUSTRIAL SPACE FOR LEASE
300 CORPORATE DRIVE
BLAUVELT, NEW YORK



6,181

Available SF



22'

Ceiling Height



1

Drive-in Door

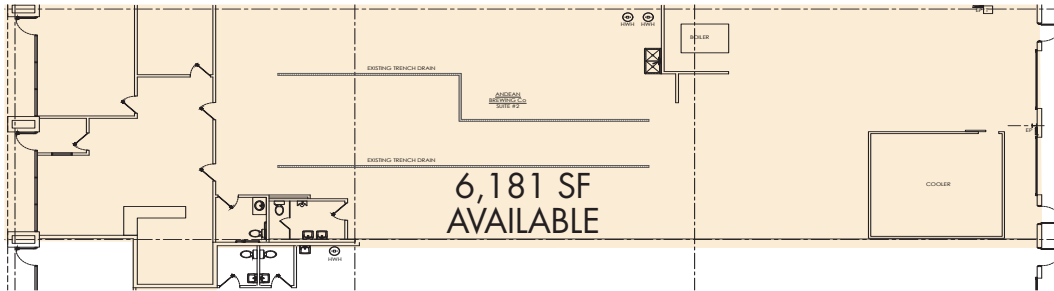
- » 110,458 SF total building
- » 6,181 SF available
- » Built 1986
- » 7.73 acres
- » 22' ceiling height
- » 1 drive-in door
- » 1 dock door
- » Ample car parking



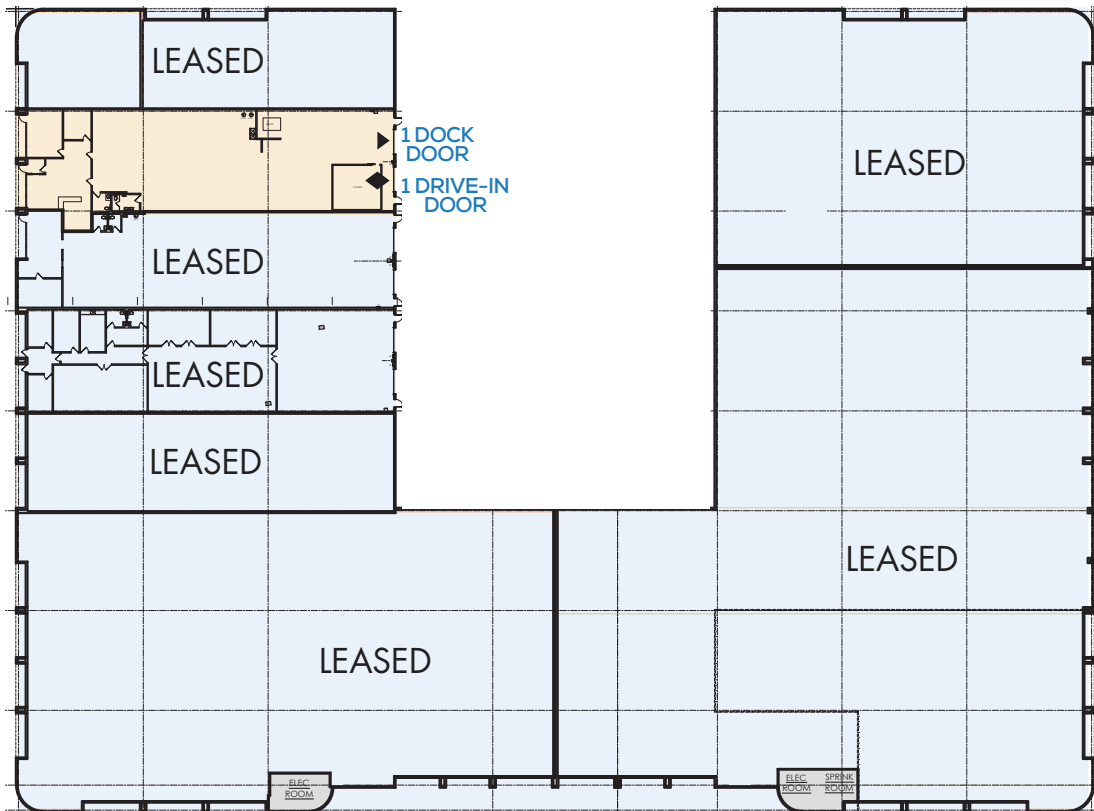
INDUSTRIAL SPACE FOR LEASE

300 CORPORATE DRIVE

BLAUVELT, NEW YORK 10913



6,181 SF
AVAILABLE



THOMAS F. MONAHAN

Vice Chairman
+1 201 712 5610
thomas.monahan@cbre.com

STEPHEN D'AMATO

Senior Vice President
+1 201 712 5616
stephen.damato@cbre.com

LARRY SCHIFFENHAUS

Senior Vice President
+1 201 712 5809
larry.schiffenhaus@cbre.com

CBRE



HUDSON-CROSSING.COM